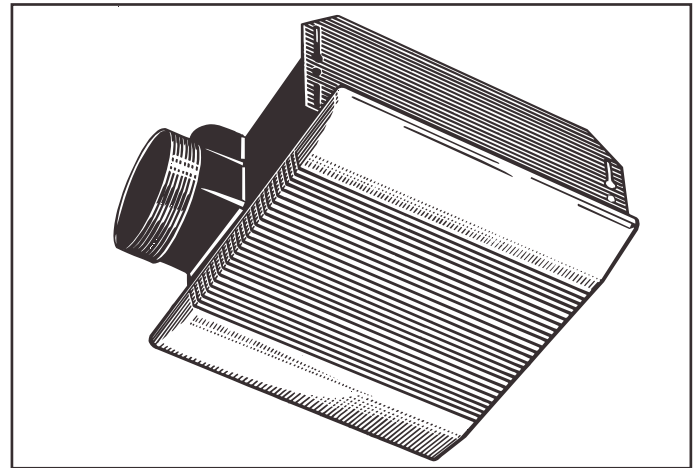


Deluxe Exhaust Fan

MODEL: 8814R

DESCRIPTION

- Provides excellent ventilation for baths up to 105 sq. ft., dressing rooms, powder rooms or other rooms up to 135 sq. ft.
- Polypropylene centrifugal blower wheel is balanced for quiet operation. Polypropylene duct adapter allows quiet air flow. Duct shoulder tapers to facilitate attachment of 4" duct.
- Prewired outlet box has plug-in receptacle.
- 4" snap-on duct collar.
- Grille of unbreakable Polymeric with white pebble finish.
- UL listed for use in tub or shower enclosure when used with GFI branch circuit wiring.
- Refer to NuTone's catalog for a complete line of accessories to effectively adapt this Exhaust Fan to your construction requirements.



DESIGN FEATURES

- Air Delivery:** 110 CFM at .1" S.P.
Sound Level: 4.0 Sones.
Dimensions: **Housing:** 9" x 9" x 5³/₄" deep.
Grille: 10¹/₄" x 11¹/₂" Extends ⁷/₈" below ceiling.
- Material & Finish:** **Housing:** Galvanized Steel.
Grille: Polymeric, white pebble finish.
- Motor:** Shaded pole (round) 4-pole, continuous duty, 120 volts, 1.2 amps, 60 Hz, thermally protected.
- Blower Wheel:** Centrifugal, polypropylene, 5³/₄" OD.
Duct Size: 4" diameter.

INSTALLATION

- Not for use in kitchens.
- Complete installation instructions are included with each unit.

ARCHITECT'S SPECIFICATIONS

Deluxe Exhaust Fan shall be Model Number 8814 as manufactured by NuTone according to listed specifications. Housing shall measure 9" x 9" x 5³/₄" deep and ventilate at 110 CFM at a sound level of 4.0 Sones. Unit shall connect to 4" diameter duct.

NUTONE, INC. / MADISON & RED BANK ROADS, CINCINNATI, OHIO 45227
Product specifications subject to change without notice.

REFERENCE	QTY.	REMARKS	Project
			Location
			Architect
			Engineer
			Contractor
			Submitted by Date



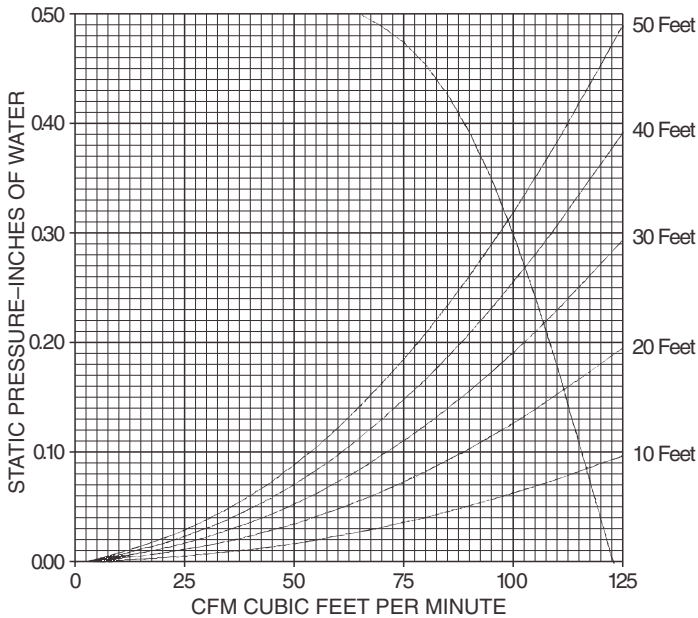
CERTIFIED TEST DATA

HVI-2100 CERTIFIED RATINGS comply with new testing technologies and procedures prescribed by the Home Ventilating Institute, for off-the-shelf products, as they are available to consumers. Product performance is rated at 0.1 in. static pressure, based on tests conducted in AMCA's state-of-the-art test laboratory. Sones are a measure of humanly-perceived loudness, based on laboratory measurements. This NuTone model is listed by Underwriters' Laboratories Inc.

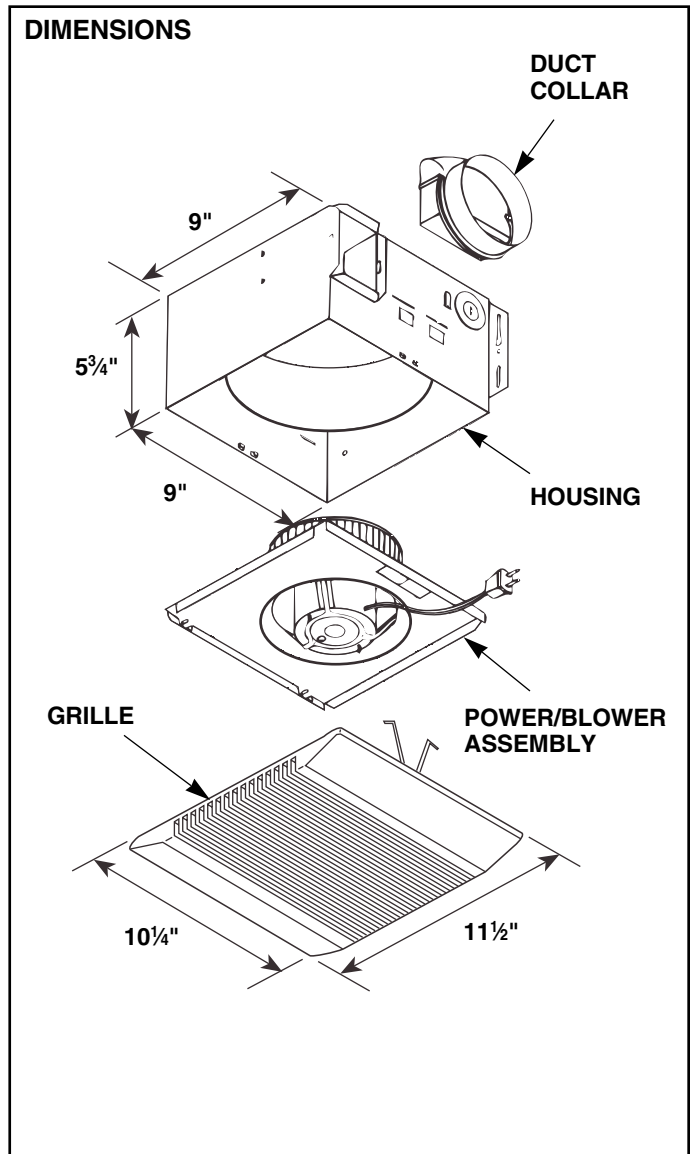
The air delivery of a ventilating system may be determined by:

1. Determine the equivalent duct length for each 90 degree elbow by adding one foot of duct length for each inch of duct diameter, i.e., a 4 inch diameter duct elbow equals 4 feet equivalent duct length and an 8 inch diameter duct elbow equals 8 feet equivalent duct length.
2. Add the total straight length of duct and the equivalent length for each elbow to obtain the total equivalent duct length.
3. Locate the intersection of the fan performance curve and the total equivalent duct length curves and draw a vertical line down to the CFM scale and read the system air performance.
(NOTE: 3¼" x 10" duct equals 6 inch diameter duct.)

AIR PERFORMANCE CURVE
(4 In. Duct to 10 Foot Lengths)



STATIC PRESSURE INCHES OF WATER	0.05	0.1	0.15	0.2	0.25	0.3	0.35	0.4	0.45
CFM	120	117	112	108	104	100	95	88	82



Product specifications subject to change without notice.